

Parts Book

GARUDAN[®]

GF-117- serie

A-7 = GF-117-107 LM

B-7 = GF-117-147 H, -147 HR

A = GF-117-103 LM

B = GF-117-143 H, -143 HR



ANITA B, s.r.o.

Hliníky 2068

680 01 Boskovice

Czech Republic

fax: +420 516452751

tel: +420 516454774, 516453496

e-mail: info@anita.cz

www.garudan.cz

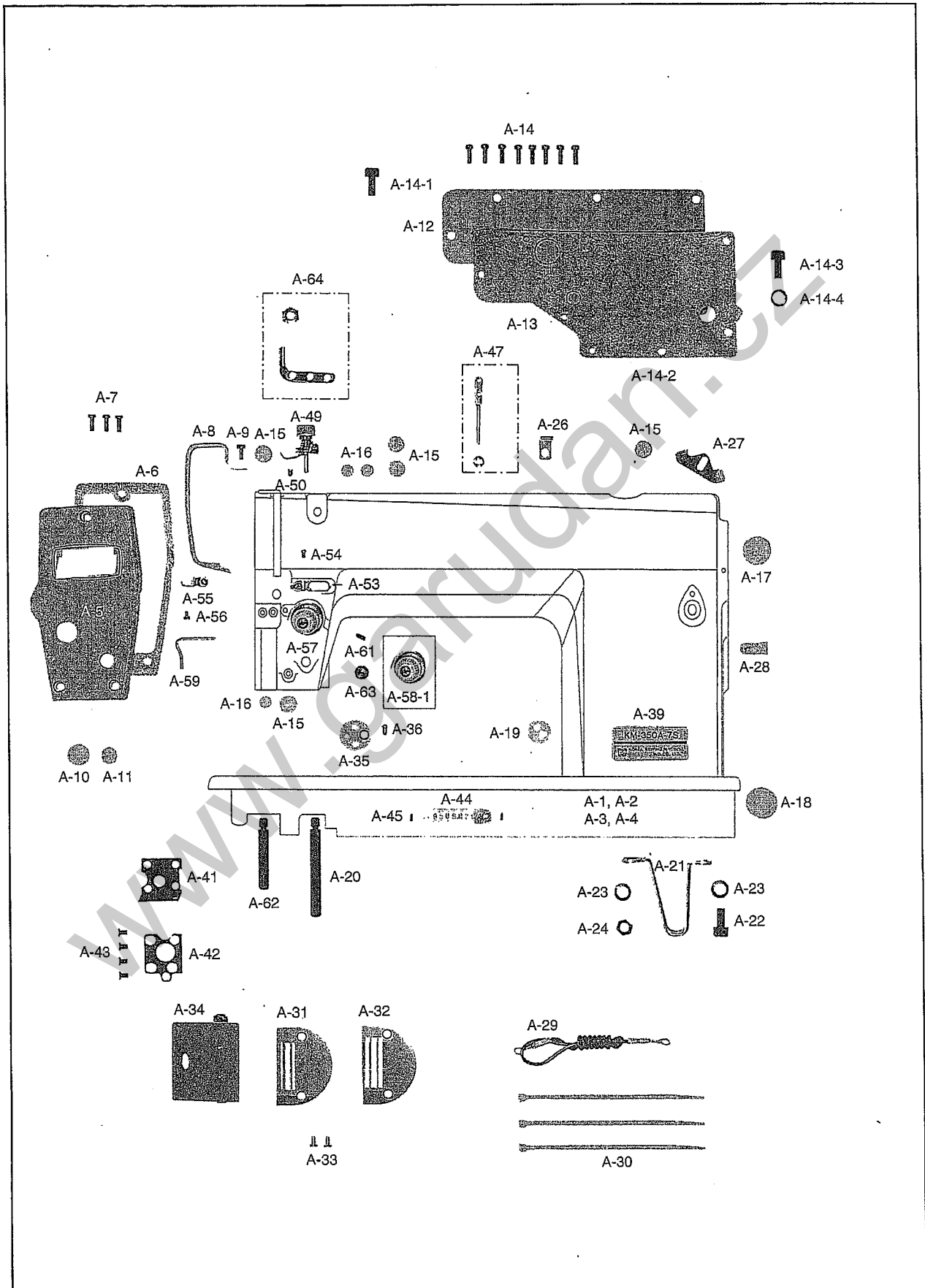
CONTENTS

A	<i>Machine Body & Thread Tension Adjusting Mechanism</i>	4
B	<i>Upper Shaft & Thread Take Up Lever Mechanism</i>	6
C	<i>Upright Shaft & Lower Shaft Mechanism</i>	7
D	<i>Feed Mechanism</i>	8
E	<i>Thread Trimmer Mechanism</i>	12
F	<i>Needle Bar Driving Mechanism</i>	14
G	<i>Presser Foot & Tension Release Mechanism</i>	15
H	<i>Thread Wiper Mechanism</i>	16
I	<i>Reverse Button Mechanism</i>	17
J	<i>Program Unit Box & Auto Presser Lifting Solenoid Mechanism(Option Parts:SPF-5)</i>	18
K	<i>Lubrication</i>	19
L	<i>Accessories</i>	20
M	<i>Special Parts</i>	22


NOTE : Parts are Subject to Change in Design Without Prior Notice.



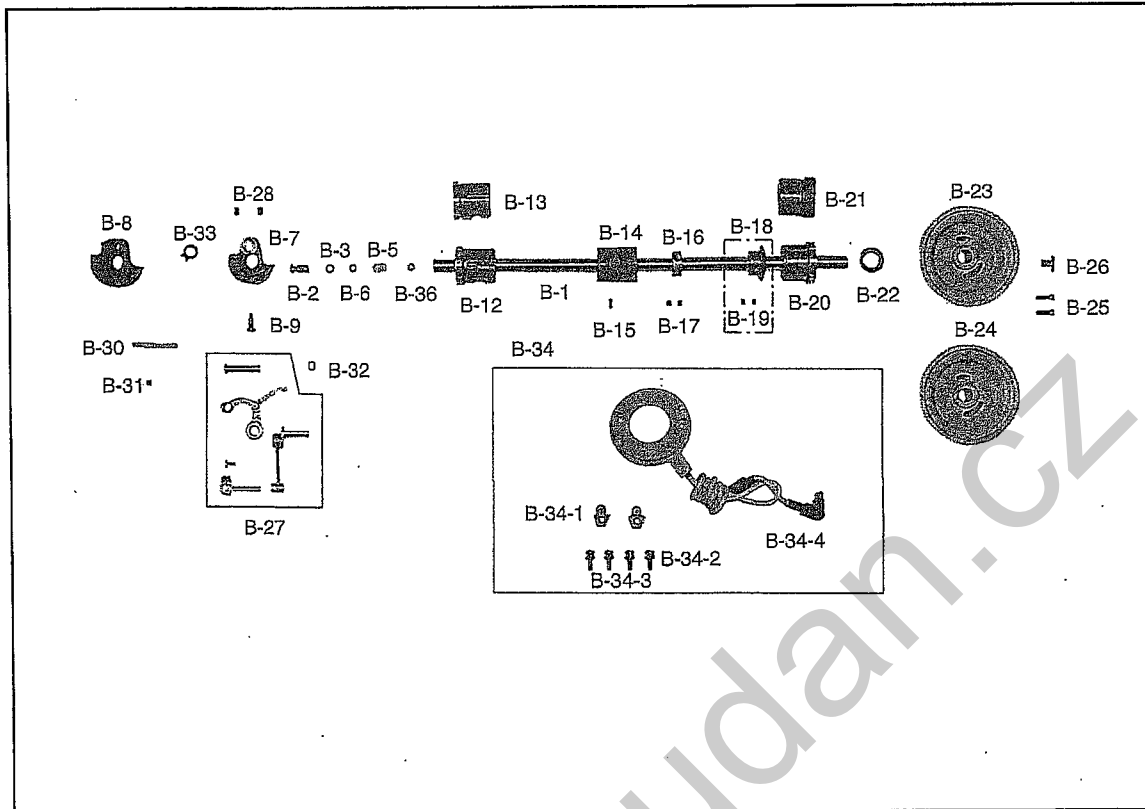
Machine Body & Thread Tension Adjusting Mechanism



Ref. No.	Parts No.	Note	Name of Parts	Qty	Assembly No.
A-1	01-001A-350A	A	Arm, Bed	1	
A-2	01-001A-350A	B	Arm, Bed	1	
A-3	01-001A-357A	A-7	Arm, Bed	1	
A-4	01-001A-357A	B-7	Arm, Bed	1	
A-5	01-041C-3500		Face Plate	1	
A-6	01-042M-3500		Gasket For A-5	1	
A-7	SC-0523-1230		Screw(3/16" n=28)	3	
A-8	01-139C-2500		Thread Take Up Cover	1	
A-9	SC-0548-7400		Screw(3/16" n=28)	1	
A-10	01-144R-1230		Face Plate Rubber Cap(L)	1	
A-11	01-110R-1230		Face Plate Rubber Cap(S)	1	
A-12	01-140C-2500		Back Cover	1	
A-13	01-241M-2500		Gasket For A-12	1	
A-14	SC-0548-7400	A, B	Screw(3/16" n=28)	8	
A-14-1	SC-0523-1230	A-7, B-7		3	
A-14-2	SC-0548-7400	A-7, B-7		5	
A-14-3	SC-0215-1230	A-7, B-7		1	
A-14-4	02-019W-1230	A-7, B-7		1	
A-15	01-110R-1230		Arm Rubber Cap (L)	5	
A-16	04-104R-1230		Arm Rubber Cap (S)	3	
A-17	01-008R-3400		Rubber Cap For F-15	1	
A-18	01-021R-1600		Bed Rubber Cap	1	
A-19	01-005A-257A	A-7, B-7	Code Bushing	1	
A-20	01-016C-1230		Bed Base "FRONT" (A)	1	
A-21	01-115C-1230		Bed Base (R)	1	
A-22	SC-0346-2350		Screw(M8x1.25)	1	
A-23	01-038W-1230		Spring Washer For A-21	2	
A-24	SN-0112-1230		Nut(M8x1.25)	1	
A-25	01-010M-2350		Brand Mark	1	
A-26	01-142A-257A	A-7, B-7	Code Holder "A"	1	
A-27	01-143A-257A	A-7, B-7	Code Holder "B"	1	
A-28	01-009R-5300	A-7, B-7	Cable Holder(7N)	1	
A-29	12-016M-2350	A-7, B-7	Earth Line	1	
A-30	02-003A-2700	A-7, B-7	Nylon Clip	3	
A-31	01-144A-350A	A, A-7	Needle Plate(A-TYPE)	1	
A-32	01-144A-350B	B, B-7	Needle Plate(B-TYPE)	1	
A-33	01-136S-1230		Screw(11/64" n=40)	2	
A-34	01-434A-1230		Slide Plate	1	
A-35	01-044A-257A		Gauge Plate	1	
A-36	01-136S-1230		Screw(11/64" n=40)	1	
A-37	01-040M-350A	A	Model Mark (KM-350A)	1	
A-38	01-040M-350B	B	Model Mark (KM-350B)	1	
A-39	01-040M-357A	A-7	Model Mark (KM-350A-7S)	1	
A-40	01-040M-35BS	B-7	Model Mark (KM-350B-7S)	1	
A-41	01-045M-3500		Gasket	1	
A-42	01-046A-3500		Base For A-41	1	
A-43	SC-0516-3500		Screw(3/16" n=28)	4	
A-44	01-035P-1370		Machine Number Plate	1	
A-45	01-035P-7400		Pin	2	
A-46	01-038M-2500		Brand Mark	1	
A-47	01-116A-2350		Upper Thread Guide Pin And Nut	1	
A-49	40-201A-2700	A-7, B-7	Sub Upper Thread Tension Control Ass'y	1	
A-50	SC-0542-1230	A-7, B-7	Screw(11/64" n=40)	1	
A-53	01-030C-1230		Arm Thread Guide	1	
A-54	SC-0120-1230		Screw(9/64" n=40)	1	
A-55	01-031C-1230		Thread Guide For A-5	1	A-58
A-56	SC-0120-1230		Screw(9/64" n=40)	1	
A-57	40-004A-350A	A, A-7	Thread Tension Control Ass'y	1	
A-58-1	40-004A-350B	B, B-7	Thread Tension Control Ass'y	(1)	
A-58-2	40-333G-123B	B, B-7	Thread Tension Adjusting Spring	(1)	
A-59	05-013C-257U		Arm Thread Guide(L)	1	
A-61	SC-0114-1230		Screw(15/64" n=28)	1	
A-62	01-017C-1230	A, B	Bed Base "FRONT" (B)	1	
A-63	40-104A-3500		Cap For Tension Release Pin	1	
A-64	01-027A-1230	A, B	Thread Guide With Three Holes	1	




Upper Shaft & Thread Take Up Lever Mechanism

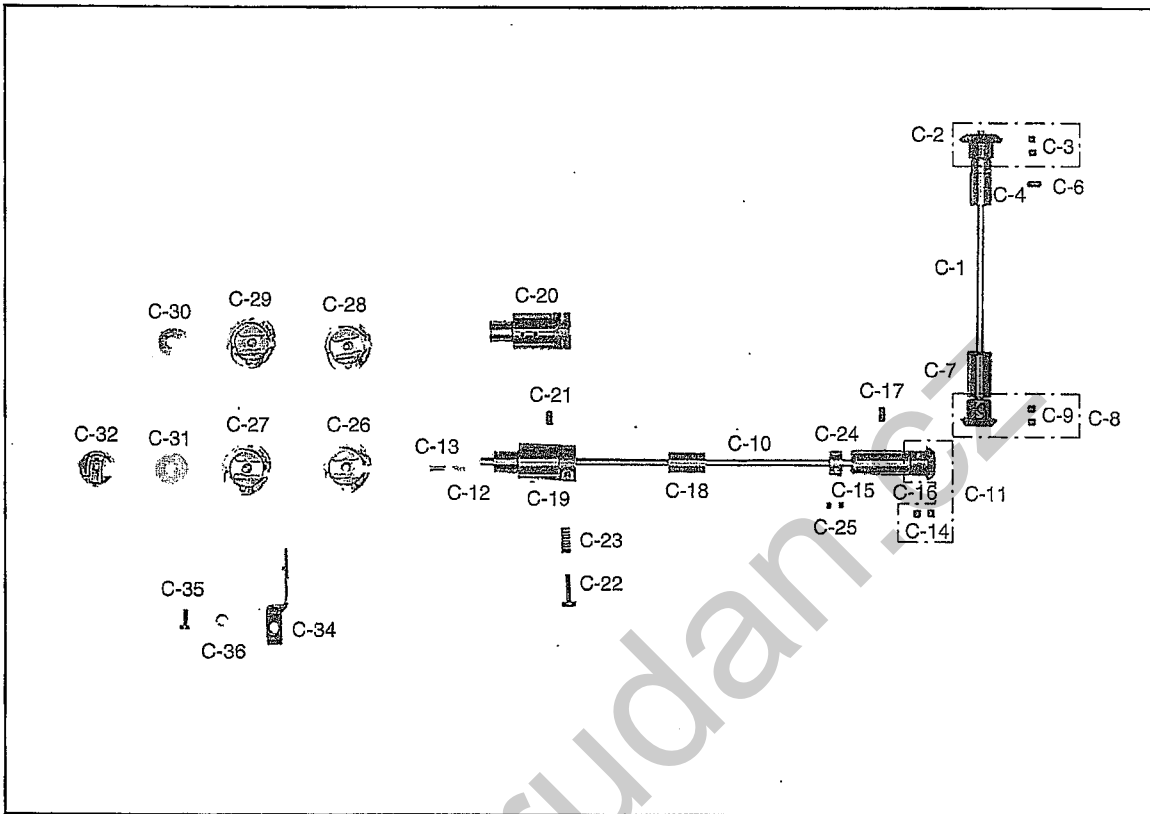


6


Ref. No.	Parts No.	Note	Name of Parts	Qty	Assembly No.
B-1	02-101A-2500		Upper Shaft	1	
B-2	02-115C-1230		Oil Adjusting Pin For B-1	1	
B-3	02-016R-1230		O-Ring For B-2	1	
B-5	02-020M-1230		Upper Shaft Felter	1	
B-7	02-102A-250A	A, A-7	Link Cam(A-TYPE)	1	
B-8	02-102A-350B	B, B-7	Link Cam(B-TYPE)	1	
B-9	SC-0123-1230		Screw(9/32" n=28)	1	
B-12	02-104A-350A	A-7, B-7	Upper Shaft Bushing(F)	1	
B-13	02-104A-350A	A, B	Upper Shaft Bushing(F)	1	
B-14	02-105A-2500		Upper Shaft Bushing(M)	1	
B-15	SC-0507-1230		Screw(15/64" n=28)	1	
B-16	02-121A-1230		Upper Shaft Collar	1	
B-17	SC-A129-4515		Screw(1/4" n=40)	2	
B-18	02-211A-1230		Main Shaft Gear	1	
B-19	SC-A129-4515		Screw(1/4" n=40)	2	
B-20	02-106A-257B	A-7, B-7	Upper Shaft Bushing(R)	1	
B-21	02-106A-257B	A, B	Upper Shaft Bushing(R)	1	
B-22	02-028C-1230		Oil Seal For B-20,21	1	
B-23	02-007A-257A	A-7, B-7	Pulley	1	
B-24	02-007A-257A	A, B	Pulley	1	
B-25	SC-0150-2500		Screw(15/64" n=28)	2	
B-26	SC-0188-1230		Screw(5/16" n=24)	1	
B-27	08-201A-250A		Thread Take Up Lever Ass'y	1	
B-28	SC-A129-4515		Screw(1/4" n=40)	2	
B-30	44-0000-1230		Oil Wick	1	
B-31	SC-0507-1230		Screw(15/64" n=28)	1	
B-32	08-005R-250A		Oil Protection Rubber	1	
B-33	08-106C-2500		Protection Plate For B-7, 8	1	
B-34			Synchronizer Ass'y	1	
B-34-1	11-020A-2500		Magnetic Holder	(1)	B-34
B-34-2	11-022W-2500		Washer For B-34-1	(2)	
B-34-3	11-021S-2500		Screw for B-34-1	(2)	
B-34-4	13-0000-SE55		Synchronizer Ass'y (Servo)	(1±)	
B-36	02-018W-1230		Rubber For B-2	1	



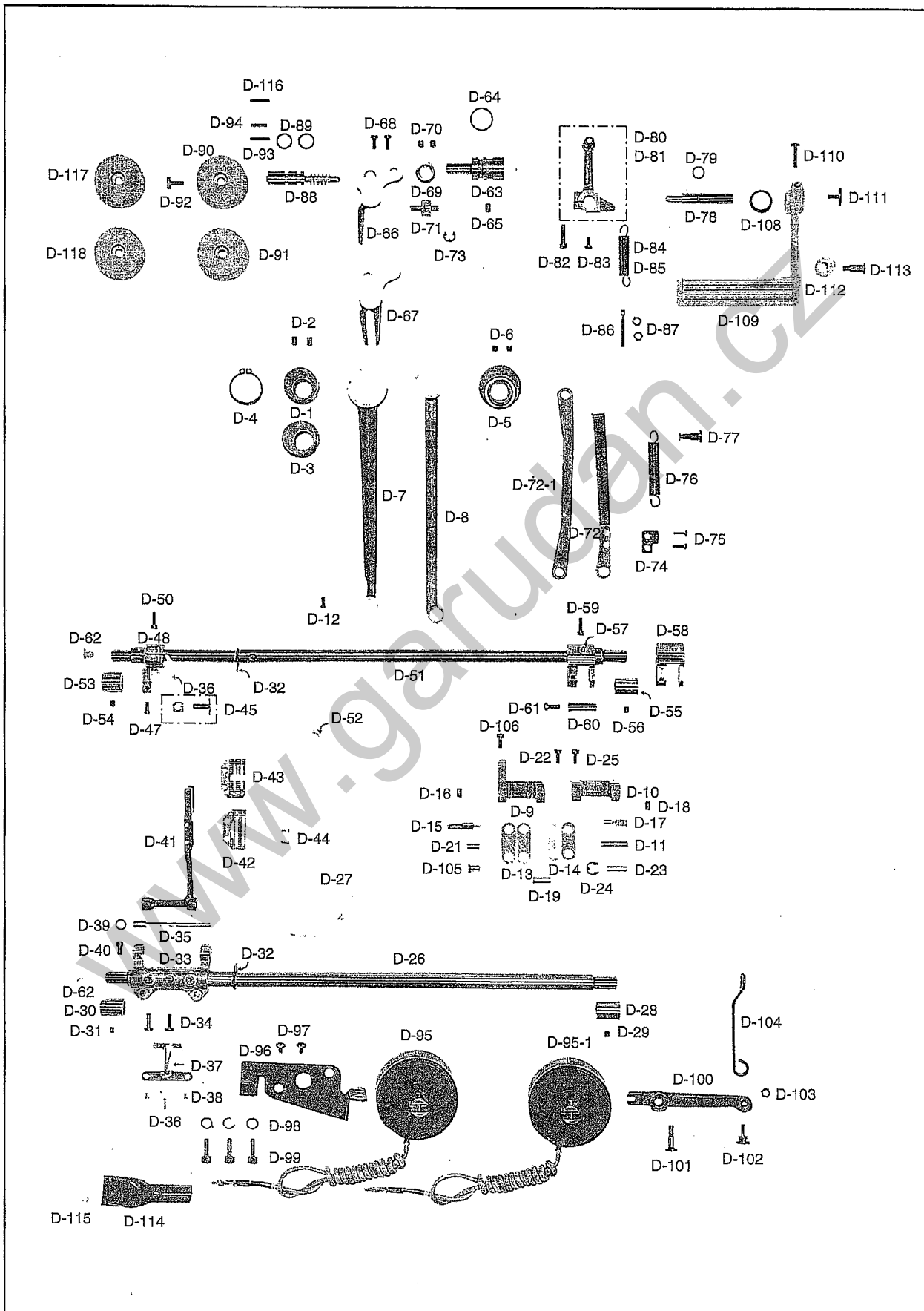
Upright Shaft & Lower Shaft Mechanism




Ref. No.	Parts No.	Note	Name of Parts	Q'ty	Assembly No.
C-1	03-001A-1600		Upright Shaft	1	
C-2	02-212A-1230		Upright Shaft Upper Gear(U)	1	
C-3	SC-A129-4515		Screw(1/4" n=40)	2	
C-4	03-102A-1230		Upright Shaft Bushing	1	
C-6	SC-0507-1230		Screw(15/64" n=28)	1	
C-7	03-103A-1230		Upright Shaft Bushing(L)	1	
C-8	02-213A-1230		Upright Shaft Lower Gear	1	
C-9	SC-A129-4515		Screw(1/4" n=40)	2	
C-10	07-103A-257A		Lower Shaft	1	
C-11	02-214A-1230		Lower Shaft Gear	1	
C-12	07-005M-1230		Lower Shaft Felter	1	
C-13	07-004S-1230		Cap Screw For Lower Shaft Oil	1	
C-14	SC-A129-4515		Screw(1/4" n=40)	2	
C-15	07-110A-1230	A-7, B-7	Lower Shaft Bushing(R)	1	
C-16	07-102A-1600	A, B	Lower Shaft Bushing(R)	1	
C-17	SC-0507-1230		Screw(15/64" n=28)	1	
C-18	07-103A-1600		Lower Shaft Bushing(M)	1	
C-19	07-107A-257A	A-7, B-7	Lower Shaft Bushing(F)	1	
C-20	07-107A-250A	A, B	Lower Shaft Bushing(F)	1	
C-21	SC-0114-1230		Screw(15/64" n=28)	1	
C-22	SC-0361-1230		Screw(3/16" n=32)	1	
C-23	07-015G-1230		Spring For C-22	1	
C-24	44-025A-1230		Collar For Lower Shaft	1	
C-25	SC-0104-5607		Screw(11/64" n=40)	2	
C-26	07-001A-357A	A-7	Rotary Hook Ass'y	1	
C-27	07-003A-350A	A	Rotary Hook Ass'y	1	
C-28	07-003A-270B	B-7	Rotary Hook Ass'y	1	
C-29	07-003A-350B	B	Rotary Hook Ass'y	1	
C-30	07-105A-2700	A-7, B-7	Bobbin(AL)	1	
C-31	07-105A-2700	A, B	Bobbin(Steel)	1	
C-32	07-004A-3500		Bobbin Case Ass'y	1	
C-34	07-013A-1230		Inner Bobbin Stopper	1	
C-35	SC-A174-4122		Screw(11/64" n=40)	1	
C-36	07-011W-1230		Washer For C-35	1	



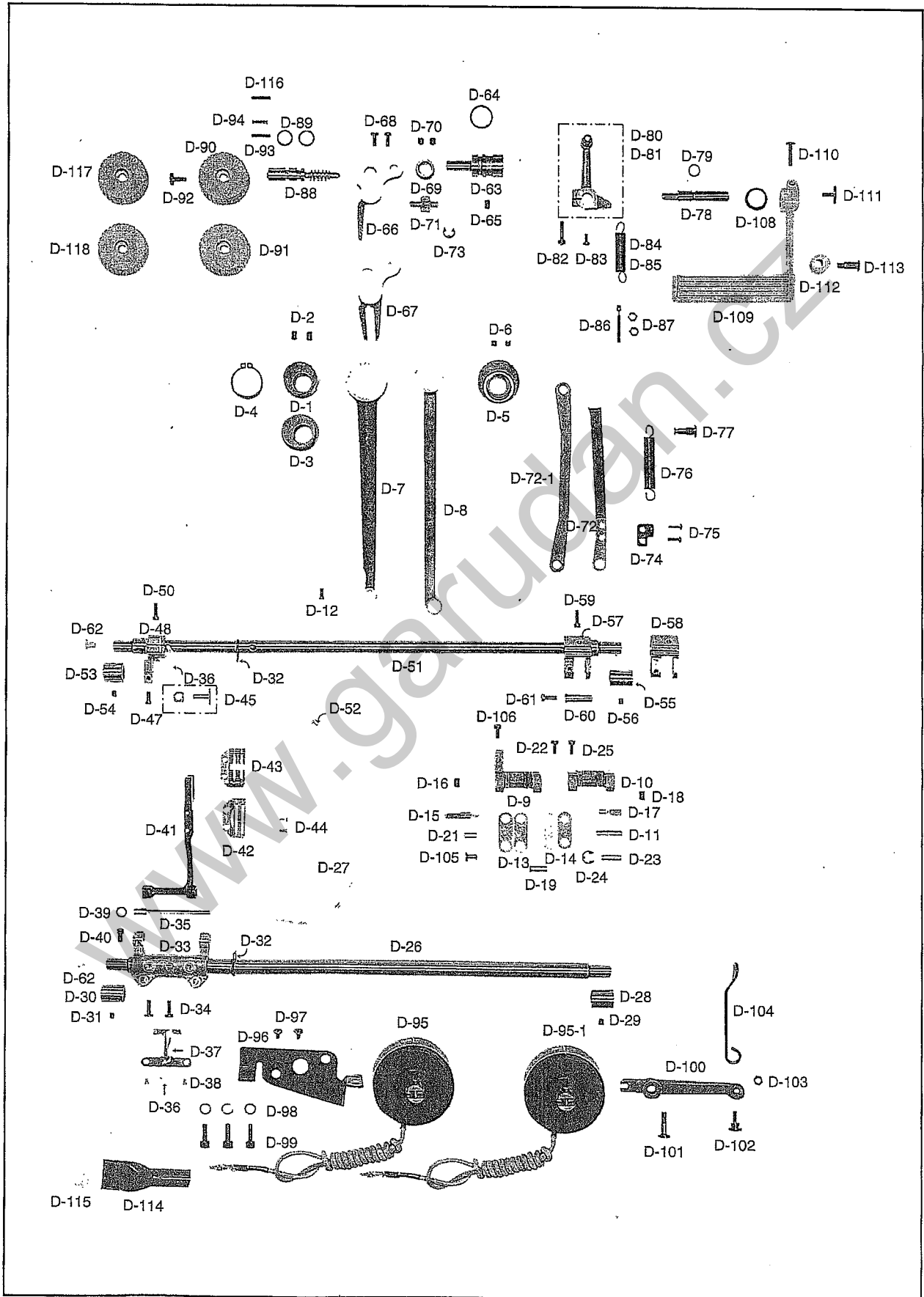
Feed Mechanism




Ref. No.	Parts No.	Note	Name of Parts	品名	Q'ty	Assembly No.
D-1	06-101A-350A	A, A-7	Feed Cam A		1	
D-2	SC-0129-7400		Screw(1/4" n=40)		2	
D-3	06-101A-350B	B, B-7	Feed Cam B		1	
D-4	06-103C-235B		Stop Ring "C" For C-1, 3		1	
D-5	06-102A-3500		Feed Cam C		1	
D-6	SC-0504-1230		Screw(1/4" n=40)		2	
D-7	06-103A-2500		Feed Rocker Shaft Connecting Rod		1	
D-8	06-154A-1230		Crank Rod		1	
D-9	06-104A-257A	A-7, B-7	Feed Regulator Link		1	
D-10	06-103A-2350	A, B	Feed Regulator Link		1	
D-11	06-104P-2350		Feed Connection Link Pin(A)		1	
D-12	SC-0496-3710		Screw(11/64" n=40)		1	
D-13	06-105A-2350		Feed Connection Link(A)		2	
D-14	06-106A-2350		Feed Connection Link(B)		2	
D-15	06-107P-2350		Feed Adjusting Link Hinge Pin(A)		1	
D-16	SC-0504-1230		Screw(1/4" n=40)		1	
D-17	06-108P-2350		Feed Adjusting Link Hinge Pin(B)		1	
D-18	SC-0504-1230		Screw(1/4" n=40)		1	
D-19	06-109P-2350		Feed Connection Link Pin(B)		1	
D-21	06-110P-2350		Feed Connection Link Pin(C)		1	
D-22	SC-0175-1230		Screw(11/64" n=40)		1	
D-23	06-023P-2350		Hinge Pin For D-72		1	
D-24	04-009C-3710		E-Ring(φ5)		1	
D-25	SC-0175-1230		Screw(11/64" n=40)		1	
D-26	06-112A-2350		Feed Rock Shaft		1	
D-27	44-0000-1230		Oil Wick		1	
D-28	06-140A-1230		Feed Rock Shaft Bushing(R)		1	
D-29	SC-0114-1230		Screw(15/64" n=28)		1	
D-30	06-113A-2350		Feed Rock Shaft Bushing(F)		1	
D-31	SC-0114-1230	A, B	Screw(15/64" n=28)		1	
D-32	06-021R-1230		Oil Cover For D-26, 51		2	
D-33	06-008A-2350		Feed Bar Crank		1	
D-34	SC-0307-1230		Screw(3/16" n=32)		2	
D-35	06-114A-2350		Feed Bar Shaft		1	
D-36	44-0000-1230		Oil Wick		1	
D-37	44-009C-1230		Wick Holder For D-35		1	
D-38	SC-0133-1230		Screw(1/8" n=44)		2	
D-39	06-102W-2350		Washer For D-35		1	
D-40	SC-0122-1230		Screw(15/64" n=28)		1	
D-41	06-215A-2350		Feed Bar		1	
D-42	06-131A-350A	A, A-7	Feed Dog(A-TYPE)		1	
D-43	06-031A-350B	B, B-7	Feed Dog(B-TYPE)		1	
D-44	SC-0130-1230		Screw(1/8" n=44)		2	
D-45	06-117A-1230		Sliding Block		1	
D-47	06-020S-1230		Screw(3/16" n=32)		1	
D-48	06-128A-2350		Feed Lifting Bell Arm		1	
D-50	06-119S-1230		Screw(3/16" n=28)		1	
D-51	06-116A-2350		Feed Lifting Shaft		1	
D-52	44-029M-1230		Stopper For Wick		2	
D-53	06-139A-1230		Feed Lifting Shaft Bushing(F)		1	
D-54	SC-0114-1230		Screw(15/64" n=28)		1	
D-55	06-140A-1230		Feed Lifting Shaft Bushing(R)		1	
D-56	SC-0114-1230		Screw(15/64" n=28)		1	
D-57	06-038A-235A	A, A-7	Feed Lifting Shaft Crank(R): A-Type		1	
D-58	06-041A-235B	B, B-7	Feed Lifting Shaft Crank(R): B-Type		1	
D-59	06-119S-1230		Screw(3/16" n=28)		1	
D-60	06-037P-1230		Crank Rod Connection Pin		1	
D-61	SC-0175-1230		Screw(11/64" n=40)		1	



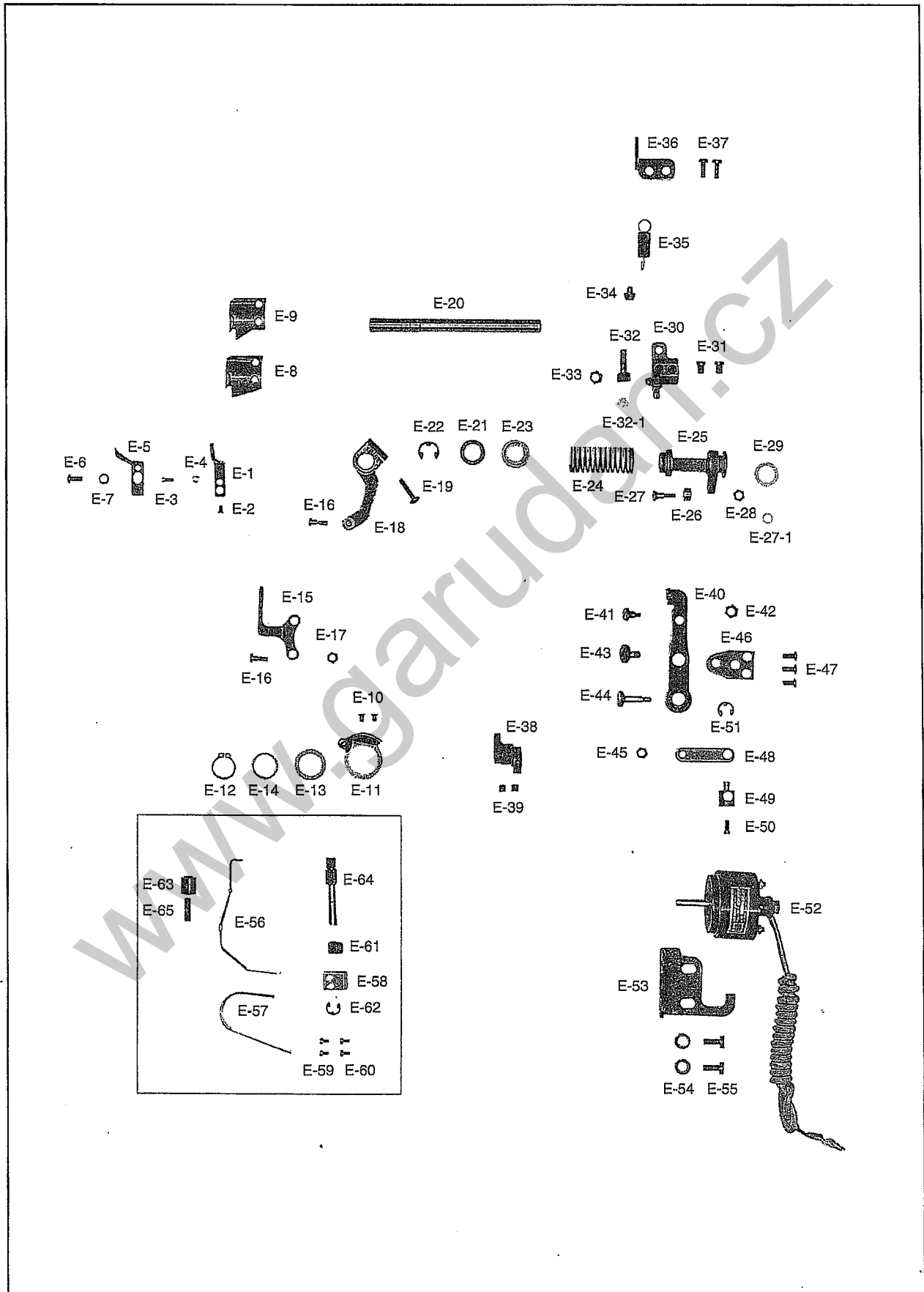
Feed Mechanism



Ref. No.	Parts No.	Note	Name of Parts	Qty	Assembly No.
D-62	01-037R-1230		Rubber Cap For D-26, 51(F)	2	
D-63	06-118A-2350		Feed Regulator Shaft	1	
D-64	06-043R-1230		O-Ring For D-63	2	
D-65	SC-0507-1230		Screw(15/64" n=28)	1	
D-66	06-119A-2350	A-7, B-7	Feed Regulator	1	
D-67	06-119A-1370	A, B	Feed Regulator	1	
D-68	SC-0174-1230		Screw(11/64" n=40)	1	
D-69	06-220A-2350		Collar For D-63	1	
D-70	SC-0129-7400		Screw(1/4" n=40)	2	
D-71	06-221A-2350		Feed Adjusting Shaft	1	
D-72	06-122A-2500	A-7, B-7	Feed Regulating Rod	1	
D-72-1	06-122A-1370	A, B	Connecting Rod For Feed Regulator	1	
D-73	04-009C-3710		E-Ring(φ5)	1	
D-74	06-023C-257A	A-7, B-7	B/T Spring Holder	1	
D-75	SC-0528-1230	A-7, B-7	Screw(9/64" n=40)	2	
D-76	06-023G-7400	A-7, B-7	Reverse Feed Spring	1	
D-77	06-024C-257A	A-7, B-7	Holder For D-76	1	
D-78	06-125A-2500		Reverse Feed Control Lever Shaft	1	
D-79	06-042R-1230		O-Ring For D-78	1	
D-80	06-026A-257A	A-7, B-7	Reverse Feed Lever Crank Ass'y	1	
D-81	06-026A-250A	A, B	Reverse Feed Lever Crank Ass'y	1	
D-82	SC-0184-1600		Screw(3/16" n=28)	1	
D-83	SC-0174-811H		Screw(11/64" n=40)	1	
D-84	06-024G-1230	A, A-7	Spring For D-109	1	
D-85	06-056G-2350	B, B-7	Spring For D-109	1	
D-86	06-040S-1600	A-7, B-7	Holder For D-84, 85	1	
D-87	SN-0101-1600	A-7, B-7	Nut (11/64" n=40)	2	
D-88	06-027A-2500		Feed Regulator Dial Shaft	1	
D-89	06-010R-1230		O-Ring For D-88	2	
D-90	06-028C-250A	A	Feed Regulator Control Plate(4mm)	1	
D-91	06-028C-357B	B	Feed Regulator Control Plate(5mm)	1	
D-92	SC-0193-1230		Screw(3/16" n=28)	1	
D-93	06-027P-2350	A, B	Pin For D-90, 91	1	
D-94	06-027G-1230		Spring For D-93	1	
D-95	06-048A-2507	B-7	Reverse Feed Solenoid Ass'y	1	丕
D-95-1	06-048B-2507	A-7	Reverse Feed Solenoid Ass'y	1	丕
D-96	06-130A-257A	A-7, B-7	Bracket For Reverse Feed Solenoid	1	
D-97	SC-0166-2350	A-7, B-7	Screw(M5×0.8)	2	
D-98	01-020W-2350	A-7, B-7	Washer For Synchronizer	3	
D-99	SC-0109-2350	A-7, B-7	Screw(M6)	3	
D-100	06-131A-257A	A-7, B-7	Reverse Feed Solenoid Crank	1	
D-101	06-032S-257A	A-7, B-7	Stud Screw For D-100	1	
D-102	06-033S-257A	A-7, B-7	Hinge Screw For D-104	1	
D-103	40-005C-2700	A-7, B-7	Hinge Nut For D-104	1	
D-104	06-034A-257A	A-7, B-7	Reverse Solenoid Connecting Rod	1	
D-105	06-035A-257A	A-7, B-7	Hinge Pin For D-104	1	
D-106	SC-0175-1230	A-7, B-7	Screw(11/64" n=40)	1	
D-108	06-053W-1230		Washer For D-78	1	
D-109	06-036C-2500		Feed Regulator Lever	1	
D-110	SC-0186-1230		Screw(3/16" n=32)	1	
D-111	SC-0185-1230		Screw(3/16" n=32)	1	
D-112	06-072R-7507		Stopper Rubber For D-109	1	
D-113	06-071S-7507		Stopper Stud Screw For D-109	1	
D-114	11-019M-2350	A-7, B-7	Terminal Tube(L)	1	
D-115	11-018M-2350	A-7, B-7	Solenoid Terminal(12P)	1	
D-116	06-027P-2350	A-7, B-7	Dial Pin(INsert)	1	
D-117	06-028C-257A	A-7	Feed Regulator Control Plate(4mm)(INsert)	1	
D-118	06-028C-357B	B-7	Feed Regulator Control Plate(5mm)(INsert)	1	



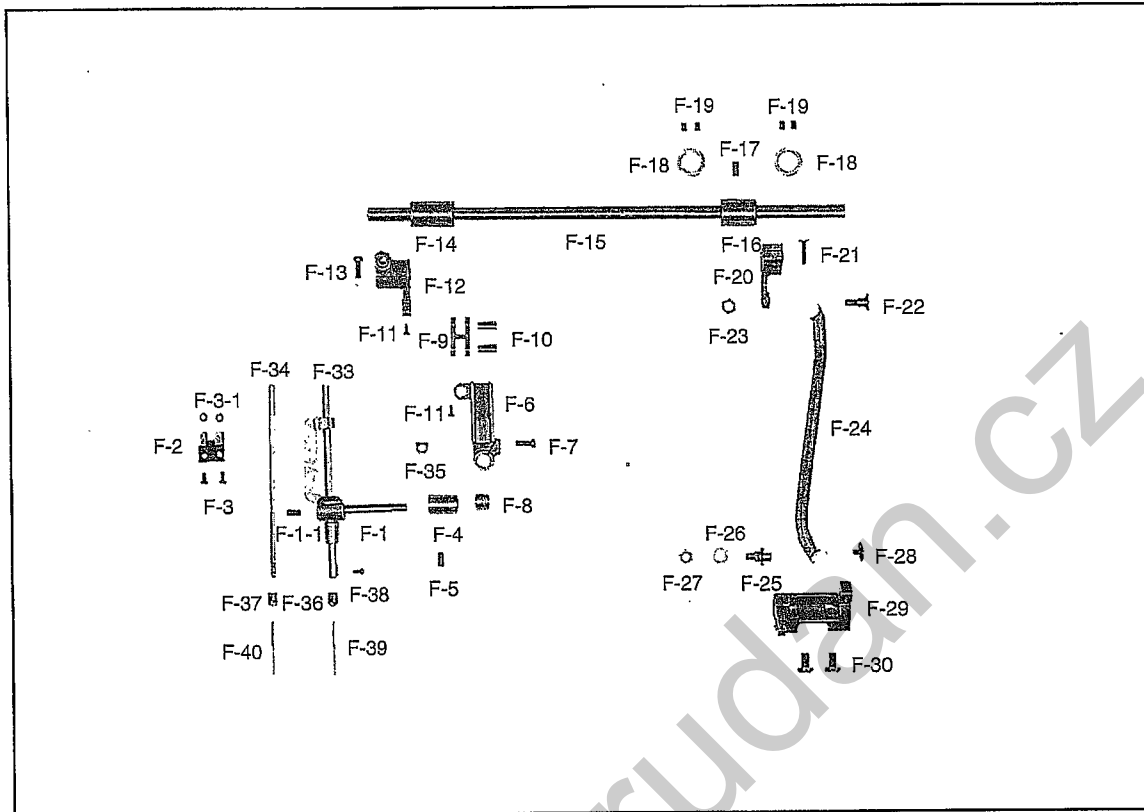
Thread Trimmer Mechanism



Ref. No.	Parts No.	Note	Name of Parts	Q'ty	Assembly No.
E-1	10-101A-2700	A-7, B-7	Fixed Mes	1	
E-2	SC-A301-4119	A-7, B-7	Screw(9/64" n=40)	1	
E-3	SC-0137-2700	A-7, B-7	Screw(1/8" n=40)	1	
E-4	SN-0113-7400	A-7, B-7	Nut(1/8" n=40)	1	
E-5	10-005A-2700	A-7, B-7	Thread Retaining Plate	1	
E-6	SC-0543-2302	A-7, B-7	Screw(11/64" n=40)	1	
E-7	01-017W-1600	A-7, B-7	Washer For E-5	1	
E-8	10-106A-2700	A-7	Rotary Mes	1	
E-9	10-106A-235B	B-7	Rotary Mes	1	
E-10	SC-A154-4114	A-7, B-7	Screw(11/64" n=40)	2	
E-11	10-108A-257A	A-7, B-7	Thread Trimming Holder	1	
E-12	10-009C-2700	A-7, B-7	Stop-Ring For E-11	1	
E-13	10-110W-2700	A-7, B-7	Washer For E-11	1	
E-14	10-011A-2700	A-7, B-7	Needle Bearing	1	
E-15	10-112A-257A	A-7, B-7	Thread Trimming Lever Connecting Link	1	
E-16	10-013S-257A	A-7, B-7	Stud Screw For E-15	2	
E-17	SN-0101-1600	A-7, B-7	Nut(11/64" n=40)	1	
E-18	10-114A-257A	A-7, B-7	Thread Trimming Lever	1	
E-19	SC-0108-2350	A-7, B-7	Screw(M6)	1	
E-20	10-115A-257A	A-7, B-7	Thread Trimming Shaft	1	
E-21	10-116W-257A	A-7, B-7	Washer For E-20	1	
E-22	43-009C-1600	A-7, B-7	E-Ring(φ9)	1	
E-23	10-017A-257A	A-7, B-7	Return Spring Guide Bushing	1	
E-24	10-018G-257A	A-7, B-7	Slide Arm Return Spring	1	
E-25	10-119A-257A	A-7, B-7	Slide Arm	1	
E-26	10-066A-7507	A-7, B-7	Roller	1	
E-27	10-067S-7507	A-7, B-7	Stud Screw For E-26	1	
E-27-1	07-011W-1230	A-7, B-7	Washer	1	
E-28	SN-0115-7400	A-7, B-7	Nut(3/16" n=32)	1	
E-29	10-044R-5607	A-7, B-7	Cushion Washer For E-20	2	
E-30	10-121A-257A	A-7, B-7	Cam Follower Crank	1	
E-31	15-002S-5607	A-7, B-7	Screw For E-30	2	
E-32	10-032S-257A	A-7, B-7	Stopper Screw	1	
E-32-1	10-032R-257A	A-7, B-7	Cushion Rubber For E-32	1	
E-33	SN-0105-3400	A-7, B-7	Nut(15/64" n=28)	1	
E-34	10-122P-257A	A-7, B-7	Stopper Pin	1	
E-35	10-023G-257A	A-7, B-7	Spring For E-30	1	
E-36	10-124C-257A	A-7, B-7	Spring Holder	1	
E-37	SC-0548-7400	A-7, B-7	Screw(3/16" n=28)	2	
E-38	10-125A-257A	A-7, B-7	Thread Trimming Cam	1	
E-39	SC-A308-4517	A-7, B-7	Screw(1/4" n=40)	2	
E-40	10-126A-257A	A-7, B-7	Clutch Lever Ass'y	1	
E-41	10-027S-257A	A-7, B-7	Stud Screw For E-40	1	
E-42	SN-0105-3400	A-7, B-7	Nut(15/64" n=28)	1	
E-43	43-004S-3400	A-7, B-7	Clutch Lever Moving Pin Screw	1	
E-44	10-028S-257A	A-7, B-7	Stud Screw For E-48	1	
E-45	SN-0115-7400	A-7, B-7	Nut(3/16" n=32)	1	
E-46	10-029A-257A	A-7, B-7	Base Plate	1	
E-47	SC-0548-7400	A-7, B-7	Screw(3/16" n=28)	3	
E-48	10-130A-257A	A-7, B-7	Solenoid Connection Link	1	
E-49	10-131P-257A	A-7, B-7	Solenoid Pin	1	
E-50	SC-0496-3710	A-7, B-7	Screw(11/64" n=40)	1	
E-51	04-009C-3710	A-7, B-7	E-Ring(φ5)	1	
E-52	10-044A-2507	A-7, B-7	Thread Trimming Solenoid Ass'y	1	
E-53	10-033A-257A	A-7, B-7	Base For E-52	1	
E-54	01-020W-2350	A-7, B-7	Washer For E-53	2	
E-55	SC-0183-2700	A-7, B-7	Screw(15/64" n=28)	2	
E-56	01-012A-2350	A-7, B-7	Bobbin Catcher	1	
E-57	50-001A-257A	A-7, B-7	Bobbin Catcher Lever	1	
E-58	01-114C-2350	A-7, B-7	Bobbin Catcher Holder	1	
E-59	SC-A131-4522	A-7, B-7	Screw(1/8" n=44)	2	
E-60	SC-A131-4522	A-7, B-7	Screw(1/8" n=44)	2	
E-61	01-015C-2350	A-7, B-7	Bobbin Catcher Spring	1	
E-62	06-020C-7400	A-7, B-7	E-Ring(φ6)	1	
E-63	01-016R-2700	A-7, B-7	Stopper Rubber For E-56	1	
E-64	01-105A-2350	A-7, B-7	Bed Base "FRONT"(B)	1	
E-65	SC-0508-1230	A-7, B-7	Screw(15/64" n=28)	1	



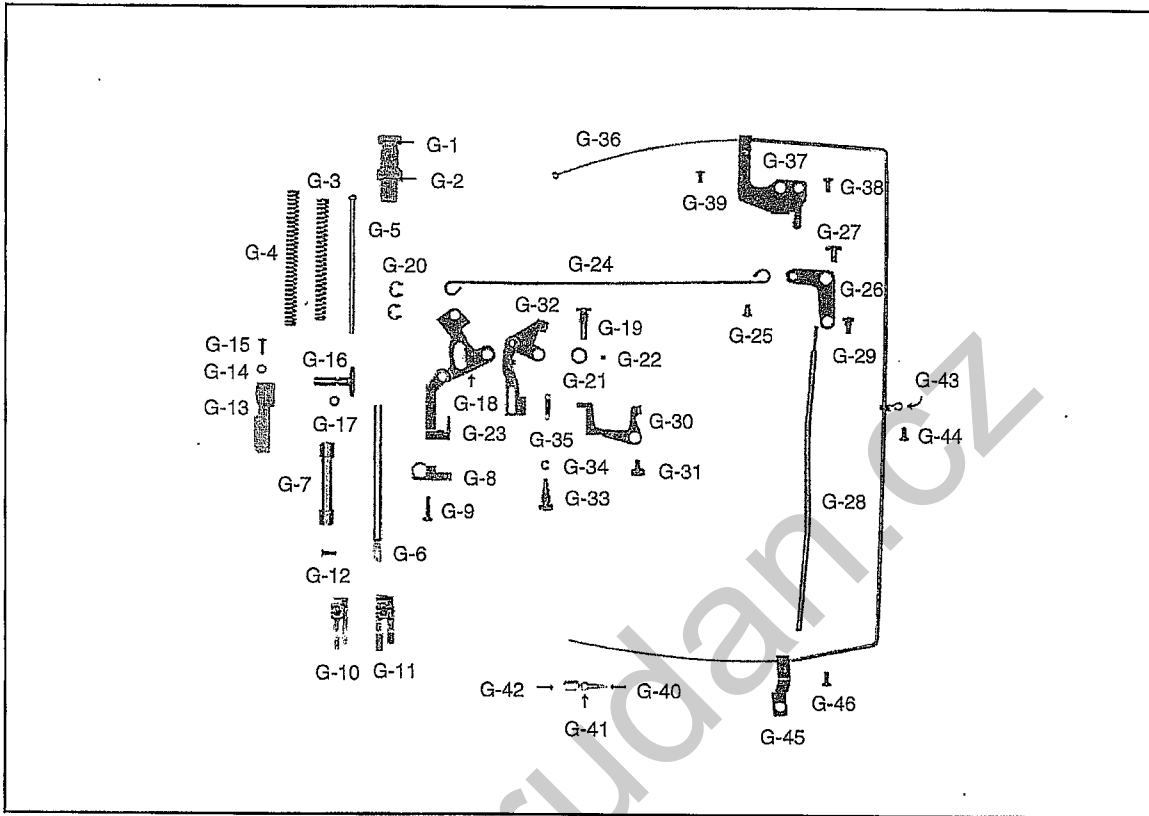
Needle Bar Driving Mechanism



Ref. No.	Parts No.	Note	Name of Parts	Qty	Assembly No.
F-1	15-001A-3500		Needle Bar Frame	1	
F-1-1	SC-0113-3400		Screw	1	
F-2	15-002A-3500		Needle Bar Frame Guide	1	
F-3	SC-0157-1230		Screw(9/64" n=40)	2	
F-3-1	11-017C-7507		Stud Nut	2	
F-4	15-103A-3500		Needle Bar Frame Shaft Bushing	1	
F-5	SC-0352-7400		Screw(3/16" n=28)	1	
F-6	15-104A-3500		Slide Block Guide	1	
F-7	SC-0184-1600		Screw(3/16" n=28)	1	
F-8	15-105A-3500		Needle Bearing	1	
F-9	15-006A-3500		Driving Link	1	
F-10	15-007P-3500		Needle Bar Link Pin	2	
F-11	SC-0159-3500		Screw(9/64" n=40)	2	
F-12	15-009A-3500		Driving Crank(F)	1	
F-13	SC-0497-1230		Screw(3/16" n=28)	1	
F-14	15-010A-3500		Rock Shaft Bushing(F)	1	
F-15	15-112A-3500		Needle Feed Connection Shaft	1	
F-16	15-013A-3500		Rock Shaft Bushing(R)	1	
F-17	SC-0352-7400		Screw(3/16" n=28)	1	
F-18	15-011A-3500		Collar For F-15	2	
F-19	SC-0114-1230		Screw(15/64" n=28)	4	
F-20	15-014A-3500		Driving Crank(R)	1	
F-21	SC-0497-1230		Screw(3/16" n=28)	1	
F-22	15-015S-3500		Stud Screw For F-20	1	
F-23	SN-0105-3400		Nut(15/64" n=28)	1	
F-24	15-116A-3500		Needle Feed Connection Rod	1	
F-25	15-017A-3500		Needle Feed Connection Rod Shaft	1	
F-26	06-051W-7400		Washer For F-24	1	
F-27	SN-0105-3400		Nut(15/64" n=28)	1	
F-28	SC-0316-2350		Screw(11/64" n=40)	1	
F-29	06-129A-3500		Level Feed Crank(R)	1	
F-30	SC-0327-3500		Screw(9/32" n=28)	2	
F-33	04-101A-350A	A, A-7	Needle Bar(A-TYPE)	1	
F-34	04-101A-350B	B, B-7	Needle Bar(B-TYPE)	1	
F-35	04-005A-2500		Needle Bar Guide Slider Block	1	
F-36	04-106C-250A	A, A-7	Needle Bar Thread Guide(A-TYPE)	1	
F-37	04-001A-2700	B, B-7	Needle Bar Thread Guide(B-TYPE)	1	
F-38	SC-A131-4522		Screw(1/8" n=44)	1	
F-39		A, A-7	Needle	1	
F-40		B, B-7	Needle	1	



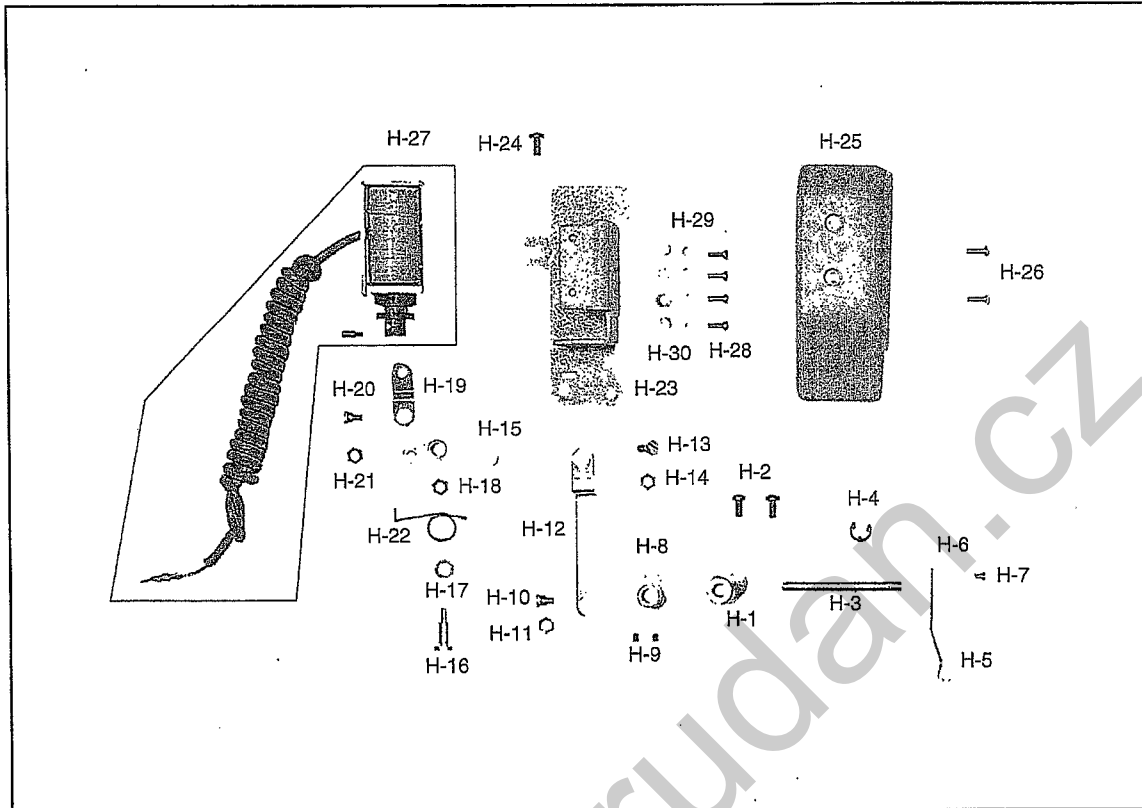
Presser Foot & Tension Release Mechanism



Ref. No.	Parts No.	Note	Name of Parts	Q'ty	Assembly No.
G-1	SC-0339-1230		Screw(9/16" n=20)	1	
G-2	05-002C-2500		Presser Adjusting Nut	1	
G-3	05-014C-250A	A. A-7	Presser Adjusting Spring(A-TYPE)	1	
G-4	05-014C-250B	B. B-7	Presser Adjusting Spring(B-TYPE)	1	
G-5	05-007C-1230		Presser Adjusting Bar	1	
G-6	05-101A-1230		Presser Bar	1	
G-7	05-115A-2500		Presser Bar Bushing	1	
G-8	05-108A-3500		Presser Bar Holder	1	
G-9	SC-0174-1230		Screw(11/64" n=40)	1	
G-10	05-009A-350A	A. A-7	Presser Foot Ass'y(A-TYPE)	1	
G-11	05-009A-350B	B. B-7	Presser Foot Ass'y(B-TYPE)	1	
G-12	SC-0157-1230		Screw(9/64" n=40)	1	
G-13	43-001A-2500		Presser Lifter	1	
G-14	02-019W-1230		Washer For G-13	1	
G-15	SC-0528-1230		Screw(9/64" n=40)	1	
G-16	43-102A-2500		Presser Lifter Cam Shaft	1	
G-17	02-016R-1230		O-Ring For G-16	1	
G-18	43-103A-2500		Presser Lifter Link	1	
G-19	43-004S-3500		Hinge Screw For G-18	1	
G-20	04-009C-3710		E-Ring(φ5)	2	
G-21	43-005A-3500		Collar For Trust	1	
G-22	SC-0531-2302		Screw(9/64" n=40)	1	
G-23	43-106C-3500		Presser Lifter Lever	1	
G-24	43-106C-2500		Presser Lifter Connection Bar	1	
G-25	43-007S-2500		Stud Screw For G-24	1	
G-26	43-108A-3500		Knee Lifting Link	1	
G-27	43-014S-1600		Hinge Screw For G-26	1	
G-28	43-109C-3500		Knee Lifting Bar	1	
G-29	43-010S-2500		Hinge Screw For G-28	1	
G-30	40-005A-3500		Tension Release Link	1	
G-31	40-006S-3500		Screw For G-30	1	
G-32	40-107A-3500		Tension Release Plate	1	
G-33	40-008S-3500		Hinge Screw For G-32	1	
G-34	06-033M-3800		E-Ring(φ3)	1	
G-35	40-009G-3500		Spring For G-32	1	
G-36	40-008A-2500	A-7, B-7	Tension Release Cable(Ass'y)	1	
G-37	40-209A-257A	A-7, B-7	Tension Release Cable Holder(U)	1	
G-38	SC-0516-3500	A-7, B-7	Screw(3/16" n=28)	1	
G-39	SC-0175-1230	A-7, B-7	Screw(11/64" n=40)	1	
G-40	40-003A-2700	A-7, B-7	Cable Connection Bolt	1	
G-41	40-005C-2700	A-7, B-7	Nut For Cable Connection Bolt "B"	1	
G-42	40-004C-2700	A-7, B-7	Nut For Cable Connection Bolt "A"	1	
G-43	44-026G-7400	A-7, B-7	Tension Release Cable Holder(M)	1	
G-44	SC-0548-7400	A-7, B-7	Screw(3/16" n=28)	1	
G-45	40-210A-257A	A-7, B-7	Tension Release Cable Holder(L)	1	
G-46	SC-0175-1230	A-7, B-7	Screw(11/64" n=40)	1	




Thread Wiper Mechanism

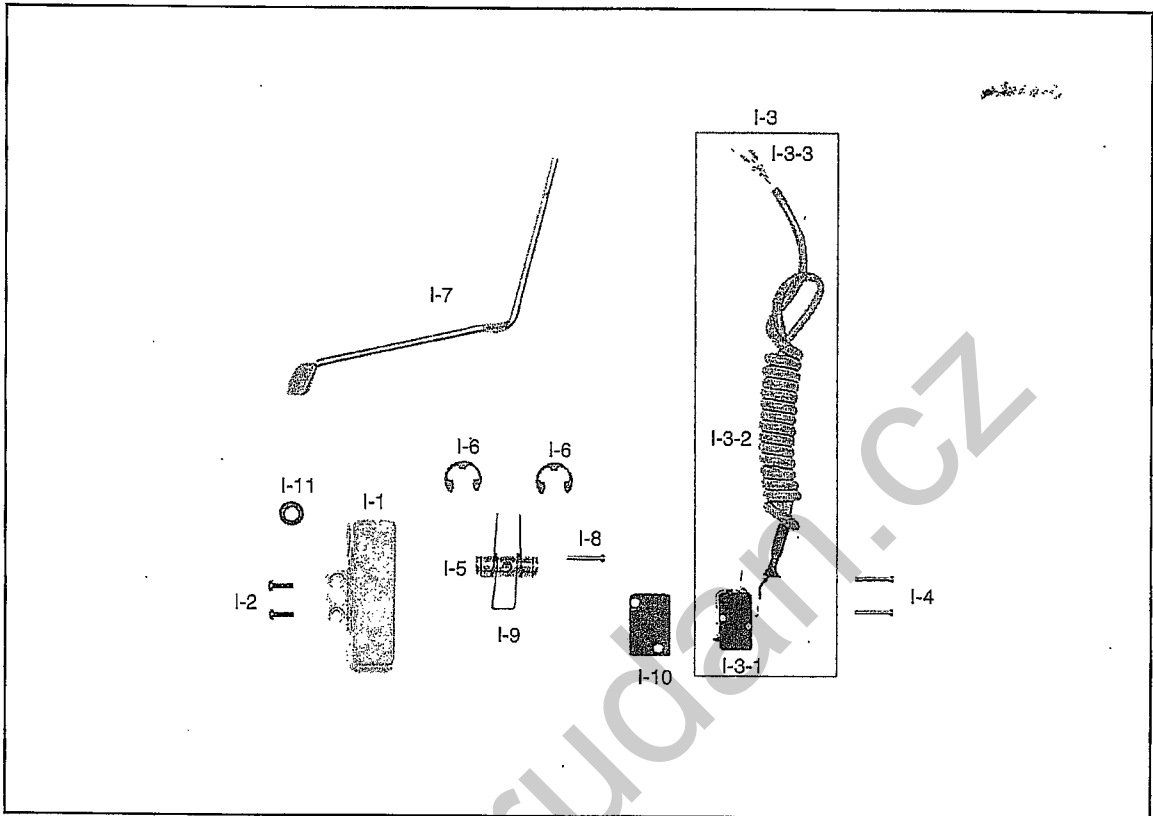


16


Ref.No.	Parts No.	Note	Name of Parts	Qty	Assembly No.
H-1	11-001A-257A	A-7, B-7	Wiper Bracket Ass'y	1	
H-2	SC-0548-7400	A-7, B-7	Screw(3/16" n=28)	2	
H-3	11-002A-357A	A-7, B-7	Wiper Rotation Shaft	1	
H-4	04-009C-3710	A-7, B-7	E-Ring(φ5)	1	
H-5	11-003A-257A	A-7, B-7	Wiper	1	
H-7	SC-0120-1230	A-7, B-7	Screw(9/64" n=40)	1	
H-8	11-106A-257A	A-7, B-7	Wiper Crank Ass'y	1	
H-9	SC-0105-7500	A-7, B-7	Screw(M4)	2	
H-10	16-113S-3710	A-7, B-7	Hinge Screw For H-8	1	
H-11	SN-0101-1600	A-7, B-7	Nut(11/64" n=40)	1	
H-12	11-007A-257A	A-7, B-7	Wiper Rod	1	
H-13	16-113S-3710	A-7, B-7	Hinge Screw For H-12	1	
H-14	SN-0101-1600	A-7, B-7	Nut(11/64" n=40)	1	
H-15	11-008A-257A	A-7, B-7	Wiper Driving Link Ass'y	1	
H-16	11-009S-257A	A-7, B-7	Hinge Screw For H-15	1	
H-17	10-020W-2700	A-7, B-7	Washer For H-15	1	
H-18	SN-0115-7400	A-7, B-7	Nut(3/16" n=32)	1	
H-19	11-010A-257A	A-7, B-7	Wiper Solenoid Connection Link	1	
H-20	16-113S-3710	A-7, B-7	Hinge For H-19	1	
H-21	SN-0101-1600	A-7, B-7	Nut(11/64" n=40)	1	
H-22	11-011G-257A	A-7, B-7	Wiper Spring	1	
H-23	11-112A-257A	A-7, B-7	Wiper Base	1	
H-24	SC-0548-7400	A-7, B-7	Screw(3/16" n=28)	3	
H-25	11-013C-257A	A-7, B-7	Wiper Cover	1	
H-26	SC-0120-1230	A-7, B-7	Screw(9/64" n=40)	2	
H-27	11-015A-2507	A-7, B-7	Wiper Solenoid Ass'y	1	
H-28	SC-0196-2700	A-7, B-7	Screw(M3×0.5)	4	
H-29	11-016W-2700	A-7, B-7	Spring Washer For H-27	4	
H-30	11-017W-2700	A-7, B-7	Washer For H-27	4	



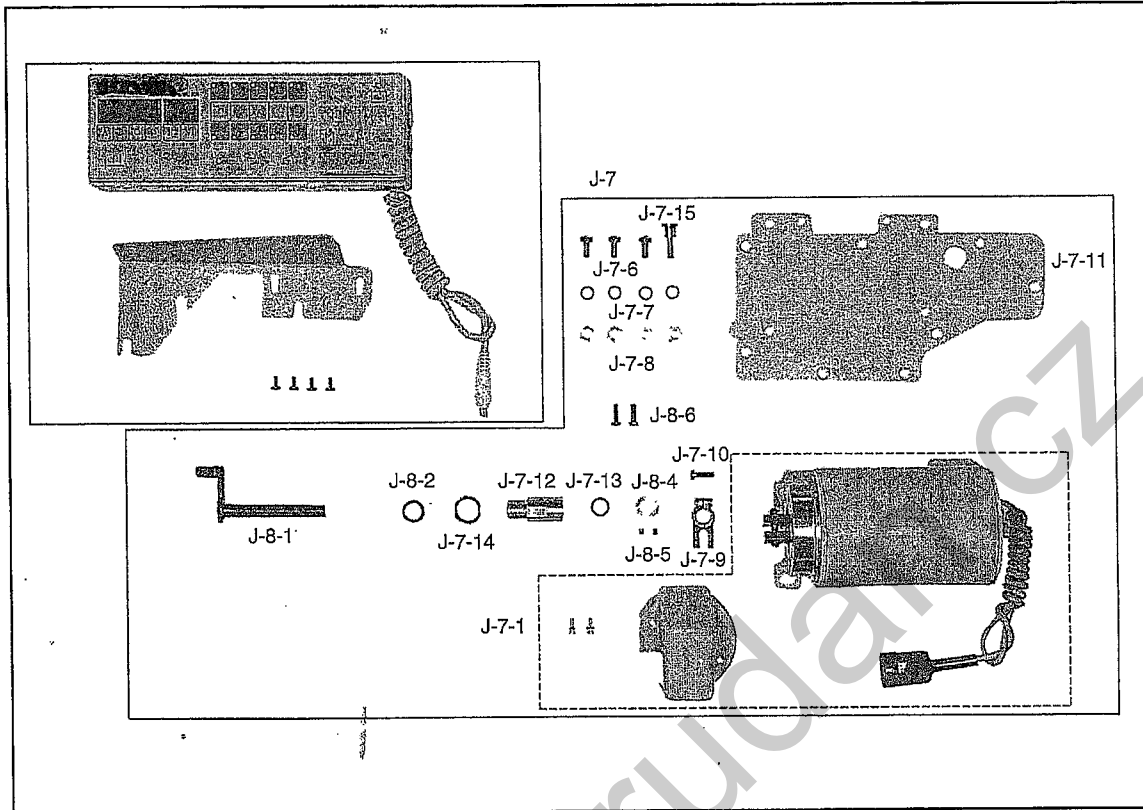
Reverse Button Mechanism



Ref. No.	Parts No.	Note	Name of Parts	Qty	Assembly No.
I-1	12-001A-5607	A-7, B-7	Reverse Button Ass'y	1	
I-2	SC-0523-1230	A-7, B-7	Screw(9/64" n=40)	2	
I-3	12-131A-5607	A-7, B-7	Reverse Button S/W Ass'y	(1±)	
I-4	12-012S-2700	A-7, B-7	Screw(M2×0.4)	2	
I-5	12-104P-5607	A-7, B-7	Reverse Button Actuator Pin	1	
I-6	43-009C-1600	A-7, B-7	E-Ring(φ9)	2	
I-7	12-010A-357A	A-7, B-7	Reverse Feed Control Lever	1	
I-8	SC-0178-7400	A-7, B-7	Screw(11/64" n=40)	1	
I-9	12-008G-5607	A-7, B-7	Spring For I-7	1	
I-10	12-009R-5607	A-7, B-7	Insulated Rubber	1	
I-11	12-010A-5607	A-7, B-7	Reverse Button Cable Bushing	1	




Program Unit Box & Presser Lifting Solenoid Mechanism

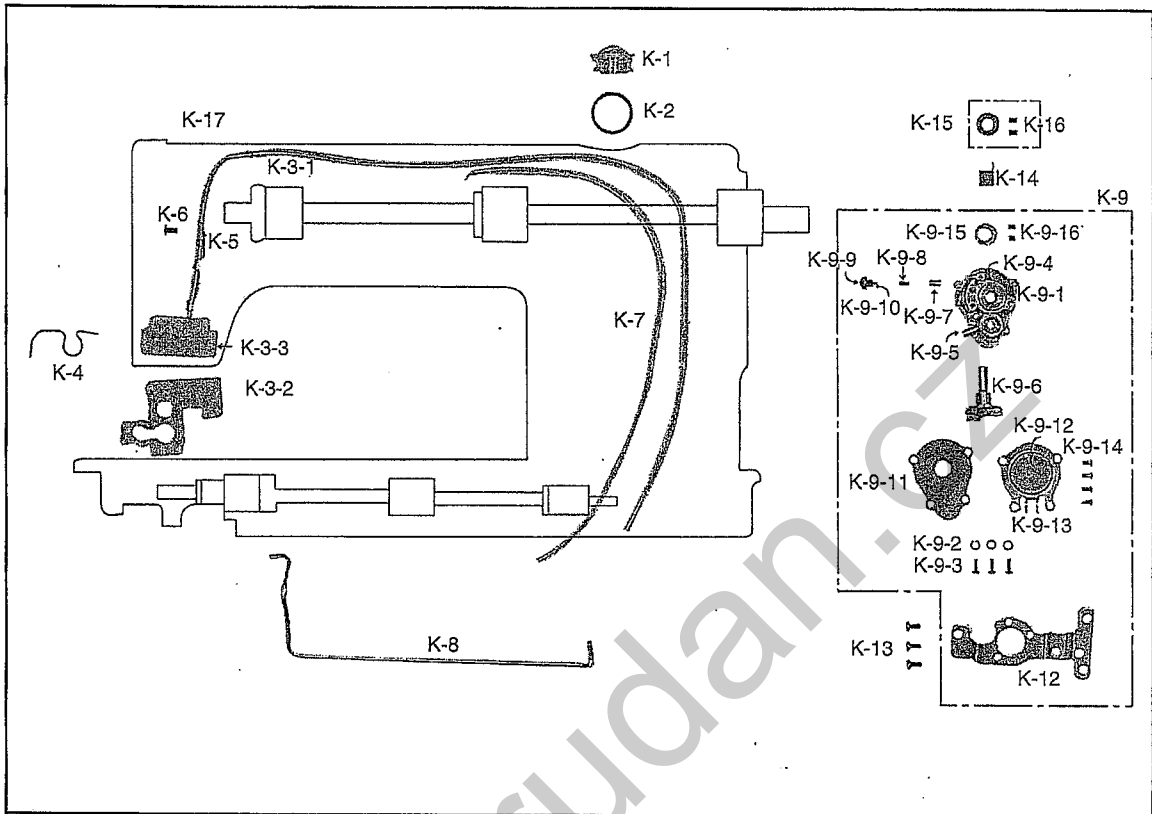


18

Ref. No.	Parts No.	Note	Name of Parts	Q'ty	Assembly No.
J-7	K M - 2 5 0 7	A-7, B-7	Auto Knee Lifter Solenoid Ass'y	(1)	J-7
J-7-1	H E C - 2 5 0 7	A-7, B-7	Auto Knee Lifter Solenoid Ass'y	(1±)	
J-7-6	SC-0183-2700	A-7, B-7	Screw(15/64" n=28)	(3)	
J-7-7	06-051W-7400	A-7, B-7	Washer For J-7-4, J-7-5	(4)	
J-7-8	SN-0121-7400	A-7, B-7	Nut(15/64" n=28)	(4)	
J-7-9	43-013A-257A	A-7, B-7	Knee Lifter Connection Crank	(1)	
J-7-10	SC-0497-1230	A-7, B-7	Screw(3/16" n=28)	(1)	
J-7-11	43-014A-257A	A-7, B-7	Back Cover For Knee Lifter	(1)	
J-7-12	43-015A-257A	A-7, B-7	Knee Lifter Shaft Bushing	(1)	
J-7-13	43-016R-257A	A-7, B-7	Oil Seal For J-7-12	(1)	
J-7-14	43-017C-257A	A-7, B-7	Nut For Knee Lifter	(1)	
J-8-1	43-018A-257A	A-7, B-7	Knee Lifter Shaft	(1)	
J-8-2	06-021W-7400	A-7, B-7	Washer For J-8-1	(1)	
J-8-4	43-021A-257A	A-7, B-7	Collar For J-8-1	(1)	
J-8-5	SC-0512-1230	A-7, B-7	Screw(11/64" n=40)	(2)	
J-8-6	SC-0548-7400	A-7, B-7	Screw(3/16" n=28)	(2)	



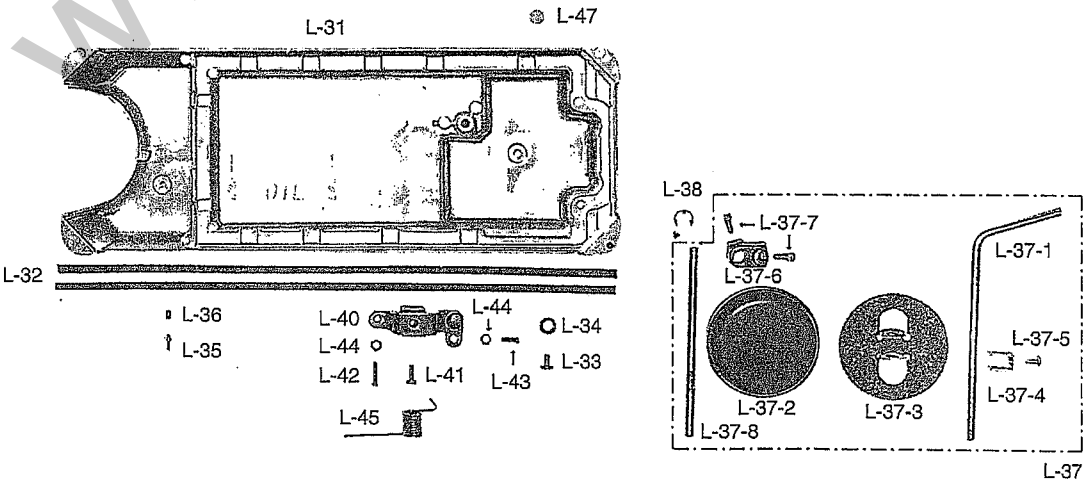
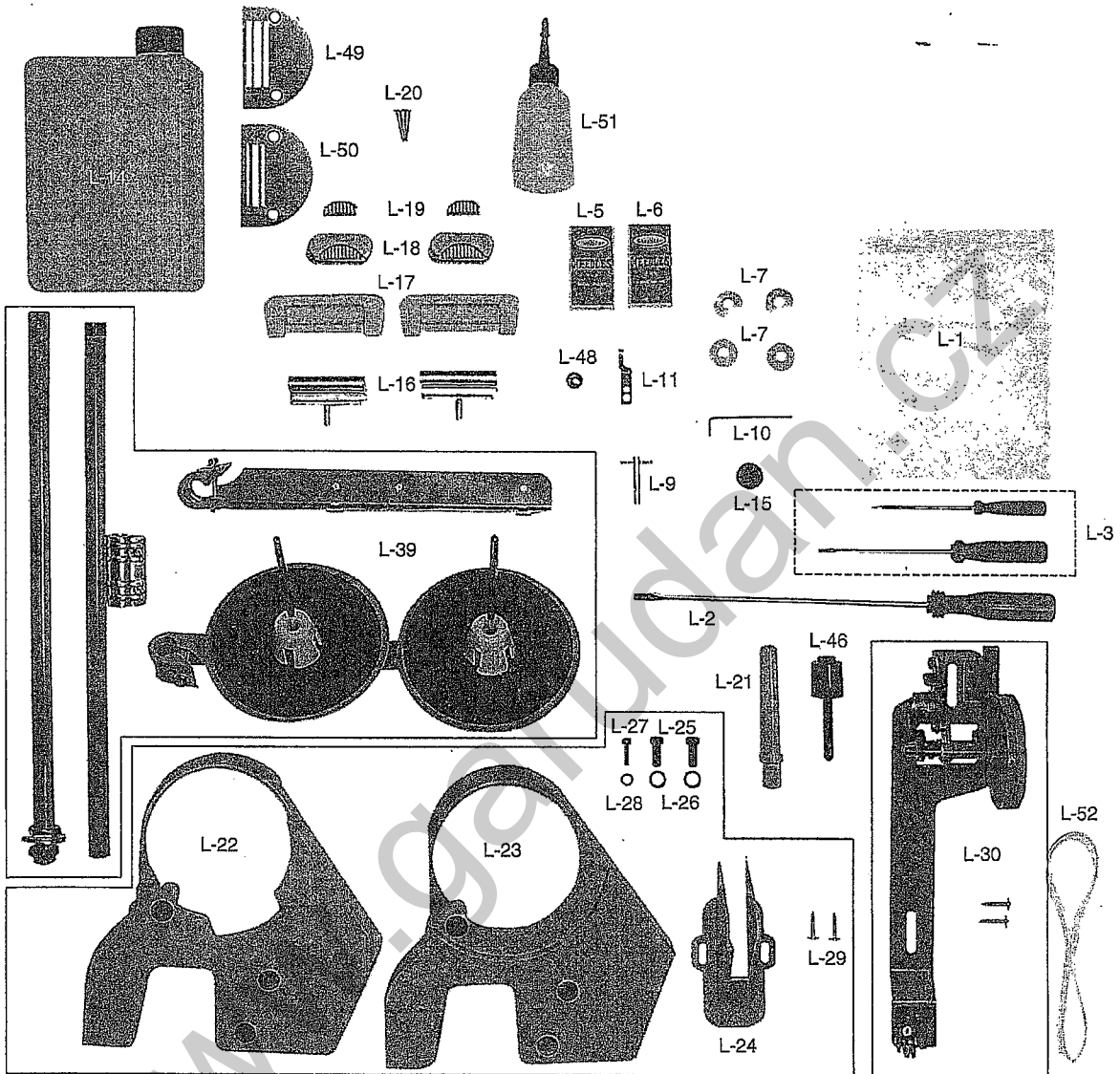
Lubrication



Ref. No.	Parts No.	Note	Name of Parts	Q'ty	Assembly No.
K-1	44-001C-2500		Oil Gauge Window	1	
K-2	44-002R-2500		O-Ring For K-1	1	
K-3-1	44-012C-1230		Oil Return Tube	1	K-3
K-3-2	44-052C-3500		Oil Return Felter(A)	1	
K-4	44-048M-3500		Oil Return Felter Holder	1	
K-5	44-117A-1600		Oil Return Pipe Holder	1	
K-6	SC-0548-7400		Screw(3/16" n=28)	1	
K-7	44-008P-2500		Upper Shaft Oil Pipe Ass'y	1	
K-8	44-009P-2500		Oil Pipe For Lower Shaft	1	
K-9	44-150A-2500		Oil Pump Ass'y	1	K-9
K-9-1	44-012A-2350		Oil Pump Body	(1)	
K-9-2	44-011W-1600		Washer For K-9-1	(3)	
K-9-3	SC-0528-1230		Screw(9/64" n=40)	(3)	
K-9-4	44-010C-1600		Nipple For Oil Return Pipe	(1)	
K-9-5	44-009C-1600		Oil Nipple For Lower Shaft	(1)	
K-9-6	44-126A-1230		Impeller	(1)	
K-9-7	44-117A-1230		Piston	(1)	
K-9-8	44-118G-1230		Piston Spring	(1)	
K-9-9	44-119S-1230		Pin Screw For K-9-8	(1)	
K-9-10	44-120P-1230		Pin For K-9-8	(1)	
K-9-11	44-104C-2350		Cover For Oil Pump	(1)	
K-9-12	44-024C-1230		Oil Pump Cap	(1)	
K-9-13	44-105C-2350		Magnetic Holder	(1)	
K-9-14	SC-0120-1230		Screw(9/64" n=40)	(4)	
K-9-15	44-119A-1230		Collar For Impeller Shaft	(1)	
K-9-16	SC-0512-1230		Screw(11/64" n=40)	(2)	
K-12	44-010A-2500		Oil Pump Bracket	1	
K-13	SC-0548-7400		Screw(3/16" n=28)	3	
K-14	44-016G-1230		Oil Pump Connection Spring	1	
K-15	44-015A-1230		Oil Pump Connection Collar	1	
K-16	SC-0542-1230		Screw(11/64" n=40)	2	



Accessories



Ref. No.	Parts No.	Note	Name of Parts	Q-ty	Assembly No.
L-1	91-001C-1230		Accessory Box	1	
L-2	91-102C-1230		Driver(Large)	1	
L-3	91-103C-1230		Driver(Middle, Small)	1	
L-5			Needle(A-Type)	5	
L-6			Needle(B-Type)	5	
L-7	07-105A-2700		Bobbin(AL)	4	
L-8	07-105A-2700			4	
L-9	91-105C-2700	A-7, B-7	Spanner	1	
L-10	91-001C-2700	A-7, B-7	L-Wrench(2mm)	1	
L-11	91-101A-2700	A-7, B-7	Fixed Mes	1	
L-12	91-106C-2700		Head Cover	1	
L-14	91-008C-1230		Oil Tank	1	
L-15	44-010C-1230		Magnetic	1	
L-16	01-043C-1230		Head Hinge	2	
L-17	01-042R-1230		Rubber Cushion For Hinge	2	
L-18	01-241R-1230		Head Support Rubber "A"	2	
L-19	01-213R-1230		Head Support Rubber "B"	2	
L-20			Nail	8	
L-21	91-012C-1230		Head Rest	1	
L-22	60-001A-2500		Belt Cover "A"	1	
L-23	60-003A-2500	A-7N, B-7N	Belt Cover "A" (For NP Motor)	1	
L-24	60-002A-2500		Belt Cover "B"	1	
L-25	SC-0344-8260		Screw(5/16" n=24)	2	
L-26	09-025W-8270		Washer For L-22, 23	2	
L-27	SC-0184-1600		Screw(3/16" n=28)	1	
L-28	10-020W-2700		Washer For L-22, 23	1	
L-29	91-002S-3400		Nail For L-24	2	
L-30	41-101A-1230		Bobbin Winder Ass'y	1	
L-31	44-012A-2500		Oil Pan	1	
L-32	44-003M-1230		Oil Pan Gasket	2	
L-33	SC-0347-1230		Screw (M3×1.25)	1	
L-34	44-005R-1230		Packing For L-33	1	
L-35	44-032C-1230		Oil Pan Nipple	1	
L-36	SC-0114-1230		Screw(15/64" n=28)	1	
L-37	43-001A-1600		Knee Lifting Assembly	1	Ass'y
L-37-1	43-106C-1600		Knee Lifter Shaft	1	
L-37-2	43-101R-1600		Knee Lifter Pad	1	
L-37-3	43-102C-1600		Knee Lifter Pad Insert Plate	1	
L-37-4	43-101A-1230		Knee Lifter Lever	1	L-37
L-37-5	43-108S-1230		Set Screw For L-37-4	1	
L-37-6	43-106C-1230		Knee Lifter Arm Joint Complete	1	
L-37-7	SC-0181-1230		Screw(5/16" n=18)	2	
L-37-8	43-108C-1600		Shaft For L-40	1	
L-38	43-009C-1600		E-Ring(φ9)	1	
L-39	91-007A-2302		Thread Stand Ass'y	1	
L-40	43-007A-1600		Knee Lifting Controller	1	
L-41	SC-0106-7400		Screw(15/64" n=28)	1	
L-42	SC-0545-1230		Screw(15/64" n=28)	1	
L-43	43-002S-3500		Screw(15/64" n=28)	1	
L-44	SN-0105-3400		Screw(15/64" n=28)	2	
L-45	43-008G-1600		Spring For L-40	1	
L-46	43-010A-1600		Knee Base Rubber	1	
L-47	04-104R-1230	A-7, B-7	Rubber Cap For L-31	1	
L-48	44-011R-2350		Packing	1	
L-49	01-144A-350A	A, A-7	Needle Plate(A-Type)	1	
L-50	01-144A-350B	B, B-7	Needle Plate(B-Type)	1	
L-51	91-011C-1230		Oil Tank	1	
L-52	44-012C-1230		Oil Return Tube	1	

www.garudan.cz